



# ARMOR BITS

March 2023

Newsletter of the ChicagoLand Armor Builders Society





**W**ell, I was not able to make the February meeting but reliable accounts described another great meeting!

Hopefully you recognized the fellow on this months cover, George S Patton. On my way back from San Diego, on I10 I came across the General Patton Memorial Museum. Its located on the site of the WW2 Desert Training center.

This was an area that Patton was aware of having grown up nearby and chose for a training area. It was close to roads, a railroad, and the Colorado aqueduct for fresh water.

Over 1 million men were trained on 18,000 SQ Miles of desert. Gen Patton wanted hard training to prepare the men for combat so decreed that there would be no permanent barracks or buildings. The conditions mimicked temperatures and conditions later found in N Africa.

The training began with small unit tac-

tics through Army maneuvers and included all combat arms.

The museum includes many well done displays covering wars from WW2 thru Vietnam.

It also includes a number of vehicles and tanks. It was definitely worth the stop!

This months newsletter also includes several links to websites that I hope you find interesting.

I will be back for the March meeting and hope to see you all then.

*Cheers !*

*Stan*

**Our next meeting is scheduled for 10am March 11th @ the Cantigny Education Bldg.** Watch out for the tram service.



## FEB. MEETING NOTES

- Welcome –
- Treasure's report/ Amps 2024 SO Bend convention bid update
- 2022 Meeting list – Still not Available yet

2023 Convention in PA has room left and the seminar list is up:

“How to Do” seminars

1. Soldering Photo Etch (PE) delivered by Rob Riviezzo
2. Weathering Track delivered by Dan Feldman
3. Desert Groundwork delivered Frank Blanton
4. Creating stone / brick / cobblestone with foam board delivered by Jeff Feller

In addition, we have one informational seminar from Bob Burik on “A Modelers Guide to US Tactical Marking Systems (Iraq, 2003)”.

+ 2 Roundtable seminars

- New business?
- *AMPS Chicagoland met at Cantigny Estate, Wheaton, Illinois. 17 members came out for a good time, lots of armor model examination and general banter. Always an entertaining time.*
- Feb SHOW & Tell



# TRACK LINKS

## WW2 Armor Org



*The link below will take you to the pictures/video page. There is also a "Reference" tab with some good articles.*

Based in central Florida, we take part in WWII re-enactments, other educational events and have participated in television and movie productions.

## Preserving the Steel Steeds of World War II

First and foremost, though, we're an educational outfit seeking to educate the wider public on U.S. armor tactics, train-

ing, vehicles and personnel of WWII. In short, our goal is to allow a taste of what it meant to be a tank crewmember during that time and to show what those soldiers endured and accomplished.

While many WWII armored vehicles can be seen in museums or as part of outdoor memorial displays, that only goes so far. An entirely different impression and understanding comes when the engines roar to life and the vehicles kick up dust and dirt as they rumble past.

We are Based in central Florida <https://www.ww2armor.org/photo-video>



# TRACK LINKS



## Hedgerows - the Normandy Bocage



WW2TV  
38.7K...

Join



Subscribed



1.4K



Share



35K views 3 years ago

An introduction and visual guide to the famous Normandy Bocage. We look at the different types of hedgerow that exist, the reduction in number since 1944 and their impact on Allied and German tactics during the fighting.

This is a video study of the Normandy Hedgerows. Whether you are interested in a diorama or simply reading about the post D-Day Normandy campaign, this is an essential video to watch!


<https://www.youtube.com/watch?v=J1dKsmV3fiU>

# TRACK LINKS


Another shout out for the **Model Paint Solutions** site. Their *Airbrushing Tips & Tricks, How To Guides, & Build Articles* are excellent. *The Dr Strangebrush* files are excellent information about modeling and airbrushing. I highly encourage a look at the site and products. <https://modelpaintsol.com/>

The following link is to four Airbrushing guides on the site. Even if you are a veteran user, you will find plenty of new info and some insights that may change your practices.

<https://modelpaintsol.com/scale-models/airbrushing-tips>




AIRBRUSHES ▾ TOOLS ▾ PAINTS ▾ KITS ▾ SERVICES ▾ [\[Read more\]](#)



10 Sep

### Airbrushing Tips n' Tricks v3: Matching the Paint Dilution and Airbrush Nozzle to the Job


Introduction This 3rd volume of the MPS "Airbrushing Tips n' Tricks" series has been in... [\[Read more\]](#)



28 Apr

### Airbrushing Tips 'n Tricks v4: Airbrush Cleaners- Suggestions for Getting the Gunk Out


Introduction: The results of a secret years-long Model Paint Solutions research project conducted by an... [\[Read more\]](#)



23 Dec

### Airbrushing Tips 'n Tricks v2: Spraying Acrylic Paints

Intro: Since Volume 1 of the Paint Booth Airbrushing series dealt with the basics of... [\[Read more\]](#)



03 Dec

### Airbrushing Tips and Tricks - Volume 1: The Basics

If you've been using an airbrush for a while and have some experience with the... [\[Read more\]](#)



# TRACK LINKS

Here are some additional pictures from my visit to the Patton Museum in California.







The museum has many displays of memorabilia including uniforms, 1:1 armor, & scale models






# DESERT TRAINING CENTER CAMP YOUNG



## Welcome to Camp Young!

From where you are standing, you are surrounded by the perimeter of historic Camp Young. In early April, 1942, troops began arriving. Extreme climates varied from 130 degrees in summer to winter temperatures of near freezing. Rattlesnakes and scorpions crawled into sleeping rolls and boots. Water was rationed to one canteen per day, while the men trained for combat under the desert sun. The harsh environment taught them how to survive in North Africa.



Background photo, Charles C. Dole, 607th Tank Destroyer Battalion



"A pint of sweat will save a gallon of blood."

- General Patton

Look at the wide open spaces around you and imagine 1942, eleven camps with one million soldiers stretching 18,000 square miles - making it the largest military installation maneuver area in the world. General George Patton saw this uninhabited and desolate desert as an ideal training site for large scale tank and infantry maneuvers against the Nazi Afrika Korps in the North African desert.

## Desert Training Center Map



To see historical displays about the camps visit The General Patton Memorial Museum located at Chiriaco Summit in Indio.



For more information please call the Bureau of Land Management (951) 697-5200

## What Can I See?

Well placed roads and outlines of the eleven camps can be seen from the air, and artifacts from a time gone by on the desert floor. Many of the artifacts were carried away, taking a part of the story with them. For the enjoyment of those who follow you, please leave all artifacts as you found them.



Camp Boulder Remnants





*"I want my men to take just a rough a beating as I can give them in as near the situation they will have in North Africa,"*  
General George S. Patton

Major General George Patton while commanding Ft. Benning, Georgia was called by Lt. General McNair return to Washington D.C. General McNair gave Patton orders to locate, establish, and command a Desert Training Center (DTC). The DTC's purpose would train US soldiers to be prepared for Operation Torch, the planned invasion and liberation of Nazi occupied North Africa.

Patton's first challenge was location. The location needed to resemble the terrain and climate of the deserts in North Africa. The desert climate can be deadly. General Patton knew that the soldiers couldn't beat the Nazi's if they could not survive the desert. Patton's job was to get his soldiers acclimated to fight in the harsh desert conditions and fast. Instead of looking anywhere else, Patton who grew up in San Gabriel near Los Angeles knew a perfect area to develop the DTC: 18 thousand square miles of empty real-estate in the Mojave Desert. Patton developed the DTC which extends from Camp Young (near present day Chiricahua Summit) into Arizona and from the Mexican border all the way into the southern Nevada. Patton looked at this area for several logistical reasons beyond the climate and terrain. The area was fairly close to roadways and railways that would allow easy transportation of new troops and supplies into the training center. The Colorado River Aqueduct which provided Patton with a vital piece to make the DTC so successful. All the camps were near the Colorado River or the Aqueduct to offer drinkable water for the troops. Without these key components the DTC would not have been located here.

Incoming soldiers at the DTC had already received prior basic training and specialization before arriving. The purpose of the DTC was to acclimate soldiers for the harsh desert conditions. Conditions that these soldiers would face mirrored North Africa. Scorching hot days with the temperature well above a hundred degrees Fahrenheit and below freezing in the winter. They faced random sandstorms, flash floods and rare thunderstorms, rattlesnakes, and scorpions. Patton wanted his soldiers to experience conditions similar to North Africa. The DTC has no permanent structures, no mess halls, or barracks. The camps were essentially tent cities. The DTC had over a dozen camps in operation; each camp had specific training regiments that tailored to the needs of the divisions that stayed there.

(Map with locations)

Camp Young (Headquarters) (3rd Armored Division)  
Camp Bouse (9th and 10th Divisions)  
Camp Caxcomb (7th Armored, 93rd and 95th Infantry Divisions)  
Camp Essex also known as Camp Clipper. (33rd and 93rd Infantry Divisions)  
Camp Granite (76th Field Artillery and 90th Infantry Divisions)  
Camp Goffs (7th Infantry Division)  
Camp Horn & Camp Hyder (77th, 81st and 104th Infantry Divisions)  
Camp Ibis (4th, 9th, and 11th Armored Divisions)  
Camp Iron Mountain (primarily used by 3rd Armored Division)  
Camp Rice (5th Armored Division)  
Camp Laguna (3rd and 9th Armored Divisions and 79th Infantry Division)  
Camp Pilot Knob (5th and 85th Infantry Divisions)  
General Patton, the Commander of the DTC, stayed at the Headquarters, Camp Young.



Camp Young (3rd Armored Division) Headquarters 1942

While commander of the DTC, Major General Patton stayed at the Headquarters Camp Young.

Soldiers from the Air Corp, Armored Division, Combat Engineers, and Infantry would spend the majority of their time training and running exercises. Sometimes even training with other camps. The Armored and Infantry Divisor often ran simulations together.



Camp Rice Army Air Field 1942

Only 120 thousand of the over a million troops that trained at the DTC would go to North Africa. For Patton, the DTC served a greater purpose, he wanted to put these soldiers in the harshest training possible so when they would go and face their enemy whether it was in Africa, Europe, or the Pacific Theatre they would be ready. Patton wanted to put the soldiers through hell, that way neither environment nor enemy could give them anything worse.

Major General Patton only spent three months at the DTC before he was once again called back to Washington D.C. this time by the Army Chief of Staff General George C. Marshall. General Marshall ordered Patton to immediately give up his command at the DTC and begin planning and organizing Operation Torch. Greatly grieved that he was not able to return to the DTC, Patton bid his troops farewell in a letter. In this letter he stated:

*"Soldiers, owing to circumstances beyond my control, I left you so hastily that I was unable to speak to you personally. However, I would be lacking in gratitude if even at this date, I failed to tell you my sincere appreciation of the magnificent conduct of each and every one of you whom I had the honor to command.*

*Having shared your labors I know the extreme difficulties under which we worked and I know also how splendidly and self sacrificially you did your full duty, I thank you and congratulate - it was an unparalleled honor to have commanded such men."*







# FEB. SHOW AND TELL

Note: We must apologize to Paul LaRock for not capturing a picture of his model as well as missing Mike Knowski's Mig.

## Chuck Aleshire — Takom Japanese I-O Super Heavy





**Dan OConner – Tamiya 1/48 Humvee &  
Tamiya 1/35 Amphib Jeep**





**Ron Damratoski— Academy M1151 Humvee**






**Bob Kita— 1/16 Tacom PZ 1b**





**Bob Kita— Desert Rat  
&  
V100 c Cmdr**







**Thom  
Miles —**

**1/72 M4A1  
Sherman**

**Joe Kozak — Tamiya Hummer Bushmaster**







Scott G — Tamiya 1/35 JSU-152      &      DML 1/35 M7 Priest







**Chris Chapman — HobbyBoss KV-2 1/48 Base IP**



**Bill Horn — 1/35 Italeri Panther A “Vintage” build.**



**Dave P — CSM 1/35 Lanchester**







**Mike Knowski —**

Crusader Knight &

Francis Gabreski





**Mike Knowski —**

Tamiya 1/35 Matilda MK 3





**Mike Oberholtzer**— HobbyBoss DongFeng Mengshi & Tamiya  
Legend GMV







## February Meeting







# The Last Round



**small  
SUBJECTS**  
Big Ideas About Miniatures  
& Modeling



Small Subjects is a podcast devoted to discussing big topics in the worlds of scale modeling, diorama-building, and sculpting and painting miniature figures, as well as presenting interviews with some of the top artists in the field, including every era, and ranging from historical to fantasy subjects.

The latest episode features : Tools (And Other Stuff) That We CAN Live Without

<http://www.boxdioramas.com/smallsubjects>



Don't forget about the **Zoom call reminiscence** up on the club web page in 3 parts for ease of viewing; <http://www.amps-chicago.org/PhotosMeetings.htm>



For a meeting by meeting description go here:

<http://www.amps-chicago.org/News.htm>

For a simple list of photos try this:

<http://www.amps-chicago.org/PhotosMeetings.htm>

# *From the Kitmaker web page, an announcement about the 2023 AMPS Convention*

## **AMPS 2023 Show Announcement - Sunglasses, suntan lotion and a beach chair**

With the holidays fast approaching, 2022 will soon be in the rearview mirror. It's not too early to start looking ahead to the AMPS International Convention, May 4 - 6, 2023, at the Penn Harris Hotel, in Camp Hill, Pennsylvania.

In addition to the usual categories, the AMPS 2023 show theme "The Pacific" is open to any model, figure, vignette or diorama that fought in a Pacific campaign from 1940 to 2022. For the purposes of this theme, we will define "The Pacific" as any theater of conflict from Burma in the west, to Hawaii and the US west coast in the east, and from Australia and New Zealand in the south to the Aleutian Islands in the north. Examples of conflicts are the entire Pacific Theater, Burma or China in WW2, Korean War, Vietnam, the Cold War in Korea, or other documented conflicts in that region (i.e., the UN peacekeeping action in East Timor from 1999 to 2005 and the brief civil wars in Fiji during 1994, 2000, and 2006).

Vendor coordinators, seminar coordinators, show sponsors and many other AMPS members are working behind the scenes to put together a fantastic show this year. Although we are a little more than 20 weeks out from the big show, don't let that time slip away on getting those builds done and please note the following:

**Seminar Topic Voting:** AMPS conventions always have a variety of excellent seminars led by knowledgeable presenters. For the 2023 show, AMPS is planning to conduct several hands-on "How to" seminars wherein materials for the participants will be provided free of charge though seating will be limited. Several seminar topics are listed for consideration for AMPS members to vote on their choice of what seminars will be presented. Voting can only be done on the AMPS homepage by AMPS members with active memberships. So, go to the AMPS homepage ([amps-armor.org 1](https://amps-armor.org)), sign in and scroll down the page to "Seminar Voting" and follow the instructions. Voting is open until December 31, 2022. Results will be announced in early January 2023.

**Hotel Reservations:** The AMPS special hotel room rate is \$128.00 per night. While no complimentary breakfast is included, the hotel restaurant is offering a 20% discount. WiFi and parking are included in the room rate. Visit the AMPS homepage at [amps-armor.org 1](https://amps-armor.org) and check out how easy it is to register for a room on-line. Don't forget: When you call, be sure to include the AMPS group code **050323AMP** block so you get the discounted AMPS rate. The hotel will accept room reservations by telephone, by calling 717-763-7117 and quote group code **050323AMP**. The cut-off date for getting the AMPS special rate is April 12, 2023.

**Pre-registration:** AMPS 2023 show pre-registration opens on January 1, 2023. Pre-registration is a great way to get all the paperwork done beforehand. There is no model limit for this show, so finish up those partial builds and shelf queens and get ready for a great convention weekend.

**Call for Judges:** AMPS is always looking for more judges to help spread the work around and allow more modelers to enjoy the show. Sharing in the judging duties helps others who might be otherwise working



several judging shifts to enjoy the show. AMPS has judges' training on-line for those who would like to get involved in serving as well as for those who would like a refresher course.

**Donations:** One of the memorable events at the AMPS convention is the ever popular, always fantastic raffle. Our Raffle Coordinator, Frank Ciccarella reminds AMPS members that donations are always welcome and will only help to make the raffle that much more enticing. Contact Frank on the AMPS homepage ("The Society" link) if you have anything you would like to donate to this year's raffle. New or very good condition items such as kits, tools, reference material, aftermarket sets, etc., would be most welcome.

**Membership Note:** If you have not renewed your membership, now would be a great time so you don't miss any Boresight issues or access to the product reviews put together by the AMPS Review Crew. Visit the AMPS homepage ([amps-armor.org](https://amps-armor.org)) for news and updates on the 2022 show and other news happening around the AMPS community.

**Attendance Note:** Non-AMPS members are welcome and encouraged to attend the AMPS International Convention. By paying the show entrance fee, non-AMPS members can access the model display room, attend the various seminars, take a chance at the ever-popular AMPS raffle, shop at the many vendors, attend judging certification classes and even participate as a judge.

Till the next AMPS 2023 show announcement,

Model on...

chuck

## AMPS ChicagoLand

On September 8, 2007, 11 people met for the first time in Pat Keenan's living room, creating AMPS-ChicagoLand. Since that day, AMPS ChicagoLand has been an active chapter in the Armor Modeling and Preservation Society (AMPS) with members from Southern Wisconsin, throughout Illinois to Northwest Indiana. We specialize in all eras, scales and aspects of building military ground vehicle models.



These subjects include tracked vehicles, wheeled vehicles, artillery and figures. Our members consist of novice to master level, so all are welcome in our fun and inviting environment.

The AMPS – ChicagoLand Chapter's philosophy is that having a good time and enjoying oneself while engaging in the military modeling hobby is of paramount importance. This means we do NOT take the hobby or ourselves too seriously and its members are expected to "play nice with others". There's just no drama.

For more information about AMPS ChicagoLand, please visit our website at [www.amps-chicago.org](http://www.amps-chicago.org)

# JOIN AMPS TODAY

**NAME:** \_\_\_\_\_

**ADDRESS:** \_\_\_\_\_

**CITY:** \_\_\_\_\_ **STATE:** \_\_\_\_\_

**ZIP CODE:** \_\_\_\_\_ **COUNTRY:** \_\_\_\_\_

**PHONE:** \_\_\_\_\_

**E-MAIL:** \_\_\_\_\_


<b>MEMBERSHIP TYPES</b>	<b>1 Year</b>	<b>2 Year</b>	<b>3 Year</b>
Regular U.S.	<input type="checkbox"/> (\$30)	<input type="checkbox"/> (\$55)	<input type="checkbox"/> (\$80)
Regular Canada/Mexico	<input type="checkbox"/> (\$35)	<input type="checkbox"/> (\$65)	<input type="checkbox"/> (\$95)
Regular Rest of the World	<input type="checkbox"/> (\$40)	<input type="checkbox"/> (\$75)	<input type="checkbox"/> (\$110)
Junior (17 or under)	<input type="checkbox"/> (\$15)	<input type="checkbox"/> (\$30)	<input type="checkbox"/> (\$45)
Family Member*	<input type="checkbox"/> ( \$ 5 )	<input type="checkbox"/> (\$10)	<input type="checkbox"/> (\$15)

\*For anyone living at the same address with a regular active member. Family member DOES NOT receive an individual copy of Boreight but enjoy vendor discounts, website access, and can enter in the national competition as long as he/she is accompanied by the regular active member.



**IF PAYING BY CHECK OR MONEY ORDER SEND YOUR  
MEMBERSHIP DUES AND COMPLETED FORM TO:**

**AMPS**  
ATTN: MEMBERSHIP DEPT.  
P.O. BOX 227, FAIRHAVEN, MA 02719  
U.S.A.



All payments must be made in U.S. funds. AMPS accepts payments by check and money order, as well as PayPal. To join using PayPal, just visit the AMPS website:

[www.amps-armor.org](http://www.amps-armor.org)



THE END

